

# SPARE PARTS

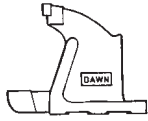
## VICE JAWS

Refer to 'Vice Jaws' in the 'Vices' Tool Range Category

## ENGINEERS' VICES Body c/w jaw

### PART NO. SIZE

65010	75
65012	100L
65013	100
65007	100 S.G.
65015	115
65017	125
65008	125 S.G.
65018	150
65009	150 S.G.
65019	200



## Slide c/w jaw

65039	75
65040	100L
65041	100
65036	100 S.G.
65043	115
65045	125
65037	125 S.G.
65046	150
65038	150 S.G.
65047	200



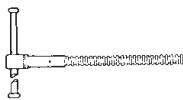
## Main Nut

65065	75
65066	100L
65067	100
65068	115
65069	125 / 150
65071	200



## Main Screw & Handle

65092	75
65093	100L
65094	100
65095	115
65096	125
65097	150
65099	200



## Washer, Pin & Spring Assy

65113	75
65114	100L
65115	100
65120	115
65121	125 / 150
65122	200



### PART NO. SIZE

#### Main Nut

65072	100
65069	115 / 125
65070	150



#### Main Screw & Handle

65095	100
65096	115
65097	125
65098	150



#### Washer, Pin & Spring Assy

65120	100
65121	115 / 125
65122	150



## ENGINEERS' FABRICATED VICES

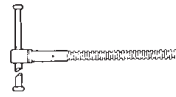
### Main Nut

65078	100
65079	125 / 150
65080	200



### Main Screw & Handle

65108	100
65096	125
65097	150
65099	200
65111	200 O/S



#### Washer, Pin & Spring Assy

65120	100
65121	125 / 150
65122	200



## WOODWORKERS' VICES

### Body

65222	175 HC
65223	175
65224	200
65225	225
65226	250



### Front Plate & Slide Bars Assy

65239	175 HC
65240	175
65241	200
65242	225
65243	250



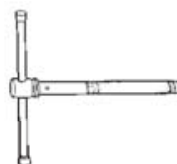
### Main Nut

65255	175 / 200
65256	225 / 250



### Main Screw & Handle

65264	175 HC
65266	175 / 200
65267	225 / 250



### PART NO. SIZE

## MACHINE VICES

### Main Screw & Handle

65089	75
65090	100
65091	125



## PIPE VICES

### Model C2 (50mm)

65319	Handle
65301	Screw
65331	Chain
65325	Nut
65336	Chain & Screw Assy
65350	Chain, Screw, Handle & Nut
65343	Handle & Nut
65410	Body (with jaws)



### Model C4 (100mm)

65320	Handle
65302	Screw
65332	Chain
65326	Nut
65337	Chain & Screw Assy
65351	Chain, Screw, Handle & Nut
65344	Handle & Nut
65411	Body (with jaws)

### Model C6 (150mm)

65320	Handle
65303	Screw
65333	Chain
65327	Nut
65338	Chain & Screw Assy
65352	Chain, Screw, Handle & Nut
65345	Handle & Nut
65412	Body (with jaws)

## PIPE BENDER

67043	Hydraulic Unit
67047	Pump Handle
67062	Pump & Piston Assy
67063	Release Valve & Seal
67065	Ram
67066	Seal Kit (all seals & 'O' rings)



## GRINDING WHEEL DRESSERS

### Spindle & Bushes

67193	No. 0
67194	No. 1

## 'G' CLAMPS

### Screws

66012	75
66013	100
66015	150
66016	200
66017	250
66018	300



**PART NO. SIZE****ENGINEERS' OFFSET  
VICES Body c/w jaw**

65029	100
65031	125
65032	150

**Slide c/w jaw**

65057	100
65059	125
65060	150

**FORGED 'G' CLAMPS****Screws**

66012F	75
66013F	100
66015F	150
66016F	200

**Swivel Pads**

66004F	75
66005F	100 / 150
66006F	200

**QUICK ACTION CLAMPS (OLD)****sio**

66020	Fixed Jaw
66024	Sliding Jaw
66023	Screw & Handle
66005	Swivel Pad
66001	Plastic Handle

**Sizes 250 to 1000**

66021	Fixed Jaw
66025	Sliding Jaw
66023	Screw & Handle
66005	Swivel Pad
66001	Plastic Handle

**Washer & Pin Assy**

65289	175/200
65290	225/250

**BENCH SCREW**

65297	NUT
-------	-----

**QUICK ACTION CLAMPS (NEW)  
Sizes 150&200****PART NO. SIZE**

66020N	Fixed Jaw
66024N	Sliding Jaw
66026N	Protective Pad
66022N	Screw & Handle
66003N	Swivel Pad Plastic
66001N	Handle

**Sizes 250 to 2000**

66021N	Fixed Jaw
66025N	Sliding Jaw
66027N	Protective Pad
66023N	Screw & Handle
66005N	Swivel Pad
66001N	Plastic Handle

**ALL STEEL FITTER'S CLAMPS****Swivel Pads / Pressure Plates**

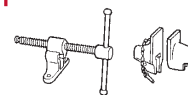
46325	43113
46326	43114 & 43115
46327	43116 - 43123
46330	43224 - 43335
46395	43436
46396	43437 43441

**Swivel Pads**

66004	75/100
66005	150
66006	200 / 250 / 300

**T-BAR CRAMPS - LIGHT****PART NO. SIZE**

66040	Front Jaw
66044	Back Jaw (incl. pin & chain)
66034	Nut c/w Rivet
66028	Screw & Handle
66062	Pin & Chain

**T-BAR CRAMPS - HEAVY**

66041	Front Jaw
66045	Back Jaw (incl. pin & chain)
66035	Nut c/w Rivet
66029	Screw & Handle
66063	Pin & Chain